EVEN MORE SUCCESSFUL WITH NESSESSITIES

More safety, availability, durability and efficiency for your thermal oil system

NESS
The Process Heat Company

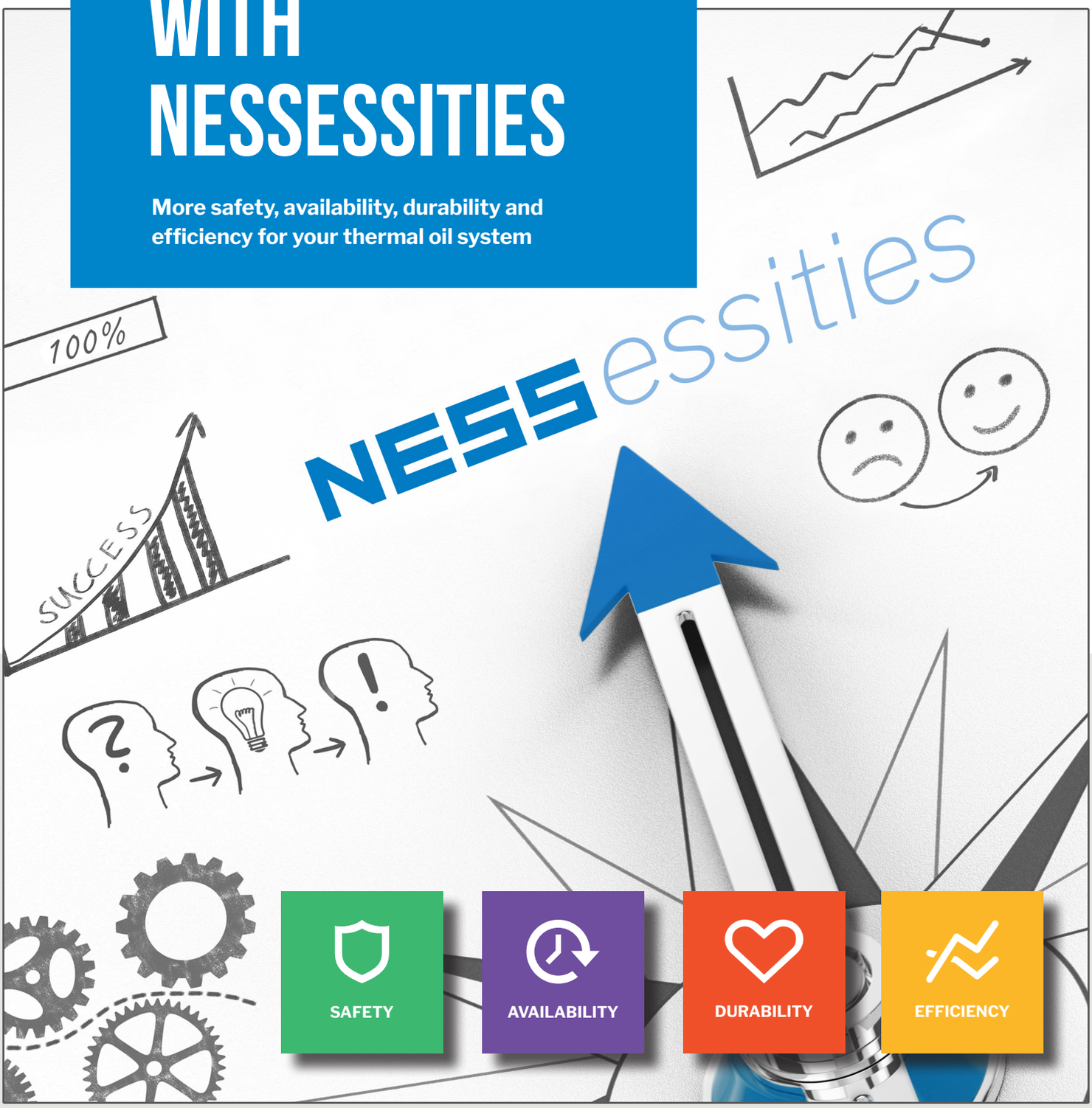

NESS Wärmetechnik GmbH / Remsstraße 24 / 73630 Remshalden - Germany
Tel. +49 (7181) 9675 0 / Fax. +49 (7181) 42612 / info@ness.de / ness.de

NESSESSITIES BROCHURE

Permanent increase of
safety, availability, durability and efficiency
of your thermal oil system

THE MODULAR CONCEPT FOR YOUR SUCCESS

MODULAR AND NEED-BASED SOLUTIONS FOR YOUR THERMAL OIL SYSTEM

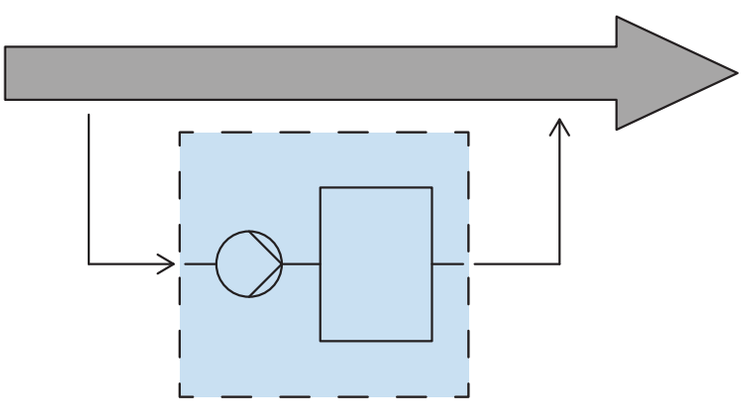

NESSessities

Each of our NESSessities was developed in close cooperation with our customers and is therefore very practice-oriented.

As a result, the systems are easily and modularly retrofittable. Existing processes are not affected, since NESSessities run in a bypass flow.

Our systems are in use worldwide and are suitable for almost every thermal oil system.

NESSESSITIES WORK INDEPENDENTLY IN A BYPASS FLOW OF THE SYSTEM

Your framework conditions are in focus!

NESS Wärmetechnik GmbH Remsstraße 24 / 73630 Remshalden - Germany info@ness.de / www.ness.de Tel. +49 (7181) 9675 0 / Fax. +49 (7181) 42612

NESSessities

NESSessities

Products for a permanent increase of safety, availability, durability and efficiency in thermal oil systems

SAFETY

More safety for employees and operation of the plant

AVAILABILITY

Intelligent solutions protect against unwanted downtime of the system

DURABILITY

Permanently prolongs the life of thermal oil and system components

EFFICIENCY

Increases the efficiency of system components and reduces operating costs

Benefit from our expertise:
Thanks to decades of experience, we see the whole picture

HOW WE PROCEED TOGETHER

ANALYSIS OF THREE KEY OIL PARAMETERS, DETERMINING REQUIRED ACTIONS, AVOID UNNECCESSARY OIL CHANGES!

Light-ends are formed due to thermal stress on the oil and they lower the flash point. **A low flash point increases the risk of fire.**

Through reaction with oxygen, the oil becomes increasingly acidic. **The acid number indicates the degree of oxidation.**

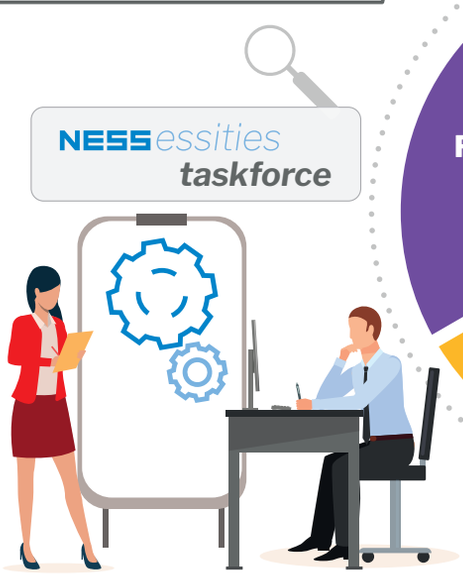

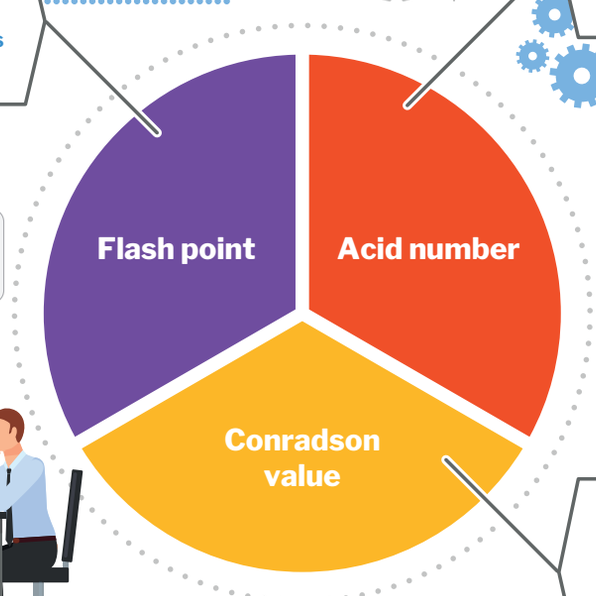

Carbon-like residues (Conradson analysis) are formed due the thermal stress on the oil. **The conradson value provides information about deposits in the system.**

NESS Wärmetechnik GmbH Remsstraße 24 / 73630 Remshalden - Germany info@ness.de / www.ness.de Tel. +49 (7181) 9675 0 / Fax. +49 (7181) 42612

NESSessities

CHECKS FOR ADDITIONAL SAFETY HAZARDS - FURTHER INCREASE OF PLANT SAFETY

Are **pumps being monitored** for leakage, vibration and increase in the bearing temperature?

Can **thermal oil fires in heaters** be extinguished?

Are there hazards due to **leaking flange connections**?

REQUIREMENT FOR THE OIL ANALYSIS: PROFESSIONAL AND INFORMATIVE SAMPLING

Knowing the status of the fluid enables you to make the right decisions.

If hot oil is sampled, light-ends may escape and the sample is meaningless. Therefore, the sample must be cooled during extraction.

The NESS Sample cooler NPK40 cools the sample liquid with cooling water and helps to take accurate samples.

#1 PROFESSIONAL SAMPLING LEADS TO AN EXACT STATUS DETERMINATION
#2 A DETAILED ANALYSIS ENABLES TARGETED DECISIONS

Remove light-ends from the oil:
Massively reduce fire hazard and lower cavitation risk in pumps

INCREASE THE FLASH POINT PERMANENTLY

A LOW FLASH POINT IS A SAFETY RISK - WE OFFER YOU A LONG-LASTING AND EFFICIENT SOLUTION

WITHOUT LIGHT-ENDS REMOVAL

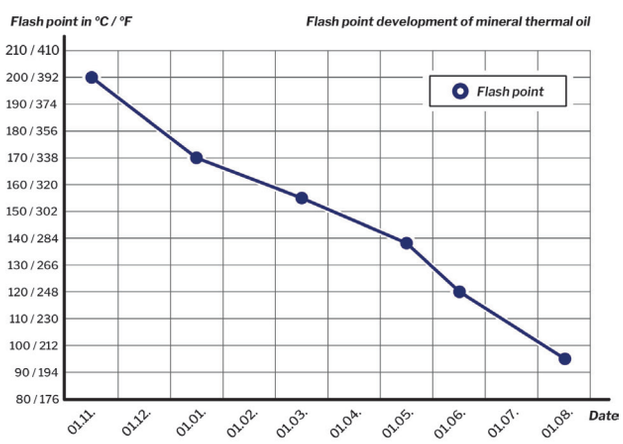

Thermal oil: BP Transcal N / Volume of the plant: 50,000 l

WITH LIGHT-ENDS REMOVAL

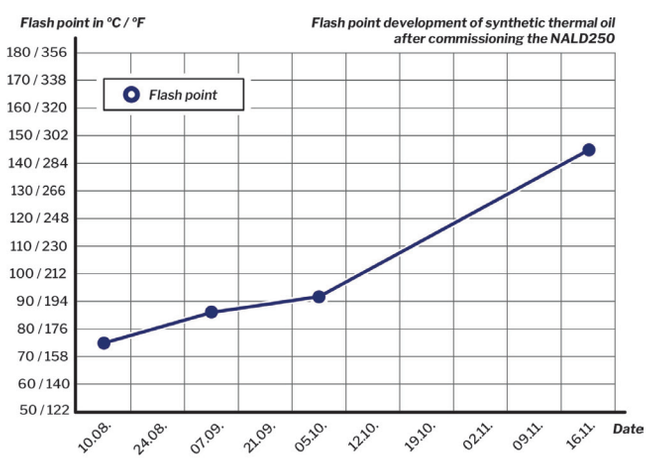

Thermal oil: Sasol Marlotherm SH / Volume of the plant: 30,000 l

Your system works more effectively and safely with a permanently high flash point.
A constantly high flash point means less downtime.

Learn more about our light-ends removal systems and other solutions on our NESS YouTube channel

NESS Wärmetechnik GmbH Remsstraße 24 / 73630 Remshalden - Germany info@ness.de / www.ness.de Tel. +49 (7181) 9675 0 / Fax. +49 (7181) 42612

NESS essities

UP TO 120 LITERS OF LIGHT-ENDS REMOVED PER DAY

Light-ends are continuously generated in thermal oil systems depending on the operating temperature.

Basically: The higher the operating temperature, the more light-ends are formed. If the light-ends content increases, the flash point of the thermal oil decreases.

The NESS light-ends removal systems remove them and the flash point is constantly maintained at a high level. This improves plant safety and reduces cavitation risk in pumps.

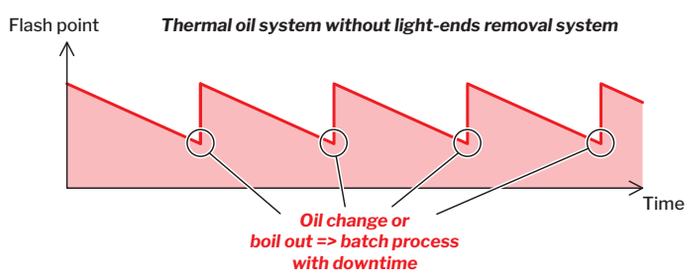

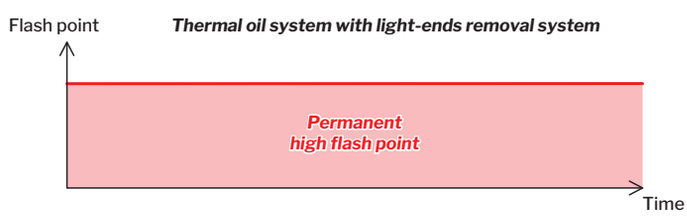

#1 A PERMANENTLY HIGH FLASH POINT IS SAFETY RELEVANT
#2 LESS LIGHT-ENDS MEANS LESS DOWNTIME

Remove dirt particles from thermal oil:
Prevent deposits in pipes and heat exchangers

OIL FILTRATION PREVENTS DEPOSITS

DEPOSITS IN THE HEATER AND SYSTEM REDUCE SAFETY AND EFFICIENCY - FILTERING THE OIL PREVENTS THESE NEGATIVE CONSEQUENCES

DEPOSITS IN PIPES

DEPOSITS IN HEAT EXCHANGERS

Dirt particles settle in your system over time and cause lasting damage to safety and efficiency. With permanent filtration, these problems are counteracted.

Learn more about our fine filter station
and other solutions on our NESS YouTube channel

NESS Wärmetechnik GmbH Remsstraße 24 / 73630 Remshalden - Germany info@ness.de / www.ness.de Tel. +49 (7181) 9675 0 / Fax. +49 (7181) 42612

NESSessities



The degree of contamination can be determined with an oil analysis according to DIN 51551. In the analysis, the carbon residue (Conradson value) is measured. This is a very good indicator for the contamination of the oil, as well as the fine particle contamination of the system.

Apart from carbon-like residues, production-related metal particles from the inner walls of the pipes can come loose, especially in new systems. Therefore, it is advisable to install a fine filter system from the beginning.

STANDARD MESH SIZE OF THE FINE FILTER **15µm** COMPARISON: 1000 - 1600 µM IN A STANDARD STRAINER

The NESS Fine filter stations continuously remove small particles in a bypass flow and increase the service life of the thermal oil, as well as the operational safety and effectiveness of the system.

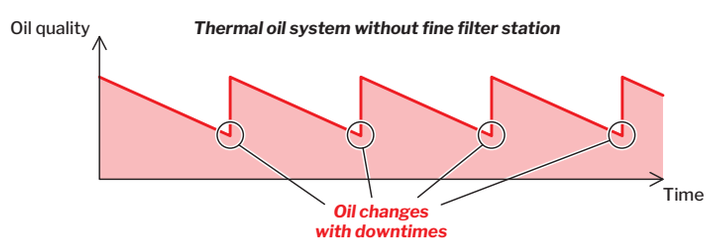

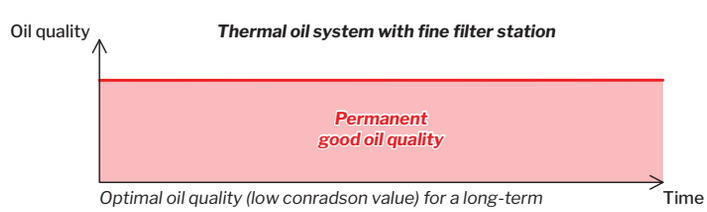

Optimal oil quality (low conradson value) for a long-term

#1 VERY SMALL PARTICLES INCREASE WEAR, ARE DEPOSITED IN THE SYSTEM AND IMPAIR FLOW AND FUNCTION
#2 THE HEAT TRANSFER SUFFERS MASSIVELY FROM DEPOSITS IN THE SYSTEM

Lowering the acid number in thermal oil:
Preventing oil oxidation and reducing the risk of fire

PROTECTION AGAINST O_2 IN THE SYSTEM

PROTECTS AGAINST CORROSION AND EXPLOSIVE GASES IN THE SYSTEM - A NITROGEN BLANKET HAS SEVERAL ADVANTAGES

The NESS system covers both the drain and the expansion tank. This has the following advantages:

The nitrogen blanket in the drain tank counteracts the formation of condensate (water) and thus corrosion. In addition, the formation of explosive gases is prevented.

The fully automatic NESS nitrogen blanket systems (NBS) protect against oxidation, can extend the service life of the thermal oil and reduce the risk of fire.

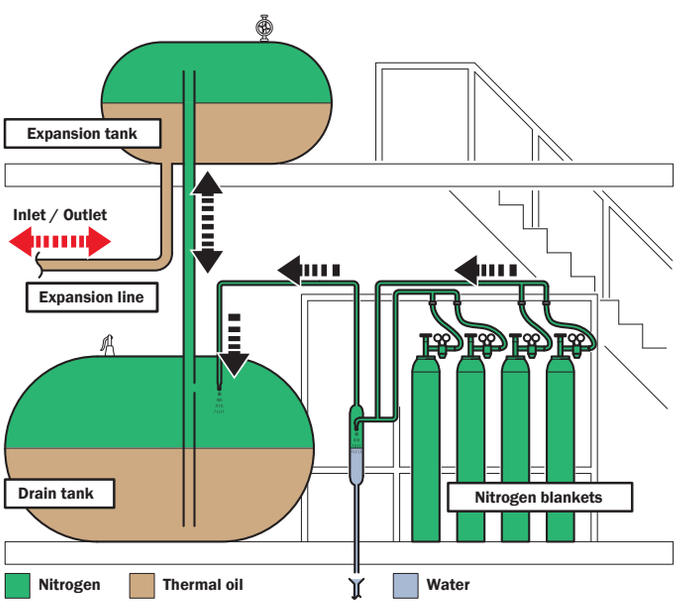

#1 PROTECTION AGAINST CORROSION AND OXIDATION
#2 PREVENTS EXPLOSIVE MIXTURES AND THUS LOWERS THE RISK OF FIRE

NESS essities

CHEAP AND ALWAYS AVAILABLE THANKS TO MEMBRANE SEPARATION - WHY BUY NITROGEN IN BOTTLES AND NOT PRODUCE IT YOURSELF?

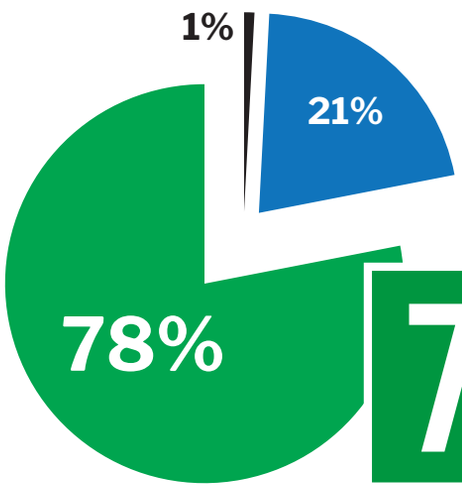

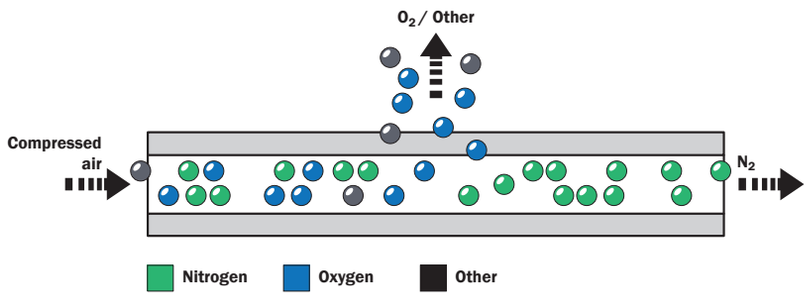

78% OF AIR CONTAINS NITROGEN

A USEFUL ADDITION TO NITROGEN BLANKETS: NITROGEN GENERATOR FOR PRODUCING NITROGEN FROM COMPRESSED AIR

The Nitrogen Generator NG300 separates oxygen from nitrogen through a long-lasting and highly efficient membrane, providing nitrogen with a purity of up to 99.5% at the outlet.

The NG300 works fully automatically and conducts self-checks continuously. The purity of the nitrogen is monitored by an advanced oxygen sensor. The nitrogen generator is equipped with an integrated control system.

The NESS nitrogen generator NG300 produces nitrogen from compressed air and saves the purchase and supply of nitrogen bottles.

#1 SAVES LOGISTICS, TRANSPORT AND PROCUREMENT COSTS
#2 CONTINUOUS, AUTOMATIC NITROGEN SUPPLY WITH LOW MAINTENANCE

Better predictability of deviations:
Pump operation as trouble-free as possible

MONITORING FOR PUMPS

THESE 3 MONITORING SYSTEMS ARE ESSENTIAL

LEAKAGE MONITORING (NPCL)

Quickly detects mechanical seal leaks.
The mechanical seals in pumps have a limited lifetime and can fail unexpectedly. If the plant operator discovers the failure of the seal too late or not at all, larger quantities of heat transfer fluid can leak out.



VIBRATION MONITORING (NPCV)

Detects increased machine vibrations.
Many causes of damage to pump systems lead to an increase in machine vibrations, which are measured by the sensor.

TEMPERATURE MONITORING (NPCT)

Detects overloads due to excessive temperature.
In the case of a defect, bearing temperatures rise and the risk of overheating crops up. A loss of performance or failure of the pump is the result.

FIRE SOURCE: THERMAL OIL PUMP - EARLY DETECTION OF DEVIATIONS AND LEAKS

Scenario: pump fire

After maintenance, the mechanical seal chamber is not filled with thermal oil before starting up, although it is stated in operating instructions of the pump.

After starting up, the mechanical seal fails, resulting in a strong leakage of heat transfer fluid, which ignites on a hot surface.

Such a scenario can be prevented with leakage monitoring, for example.

IT IS NOT UNUSUAL FOR PUMPS TO BE THE STARTING POINT OF THERMAL OIL FIRES

#1 YOUR SYSTEM WILL BE MUCH SAFER
#2 ENABLES CONDITION-BASED PUMP MAINTENANCE

In the worst case:
When a fire breaks out, it is advisable to be prepared

EXTINGUISHING AND COOLING

OPTIMALLY PREPARED IN CASE OF A HEATER FIRE - COOLING IN ADDITION TO EXTINGUISHING

When there is a leak inside a thermal oil heater, e.g. in the coil, the thermal oil can burn. When ignited it will continue to burn even when the fuel burner is off, as long as there is enough oxygen and a continuous leakage of thermal oil.

The NESS extinguishing and cooling system sprays a very fine water mist into the hot heater. This flushes the heater volume, reduces the oxygen concentration and at the same time cools the heater with the evaporation of the water droplets. An automatic self-test program checks the smooth functioning regularly.

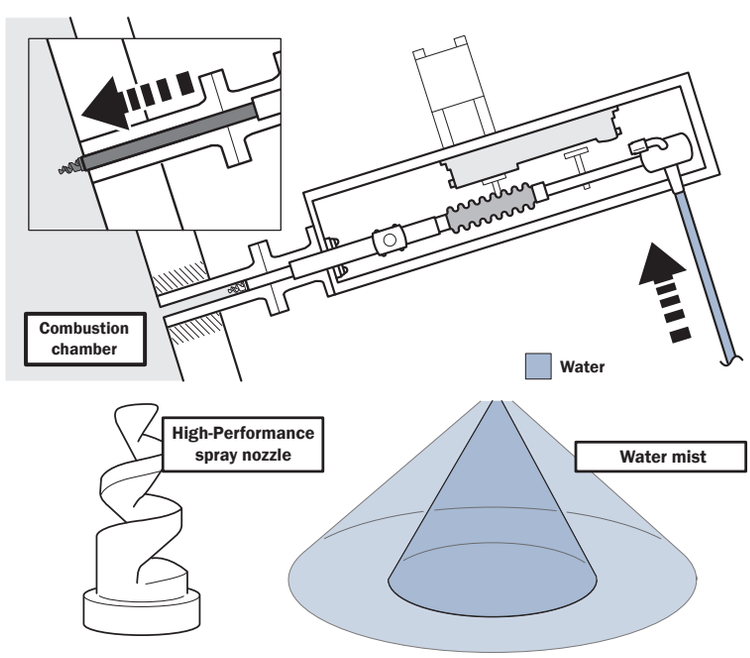

#1 COOLS THE HEATER WITH EVAPORATION OF THE FINE WATER MIST
#2 AUTOMATIC SELF-TEST PROGRAM ENSURES RELIABILITY

NESS Wärmetechnik GmbH Remsstraße 24 / 73630 Remshalden - Germany info@ness.de / www.ness.de Tel. +49 (7181) 9675 0 / Fax. +49 (7181) 42612

OTHER IMPORTANT PROTECTIVE MEASURES - PERFECTLY FITTING PROTECTION FOR FLANGES

LEAKAGE PROTECTION FOR FLANGES: SPRAY GUARD BANDS PROTECT EMPLOYEES AND PLANT

WITHOUT SAFE-FLANGE

WITH SAFE-FLANGE

Securing pipe systems with flammable, hot, toxic or corrosive liquids and vapor is a must, especially when they are under pressure. If leaks occur at the flange connections, liquids can splash through the room and severely endanger employees and systems.

A spray guard band on the flange connections provides effective protection and safety to mitigate the effects of leaking fluids and vapors.

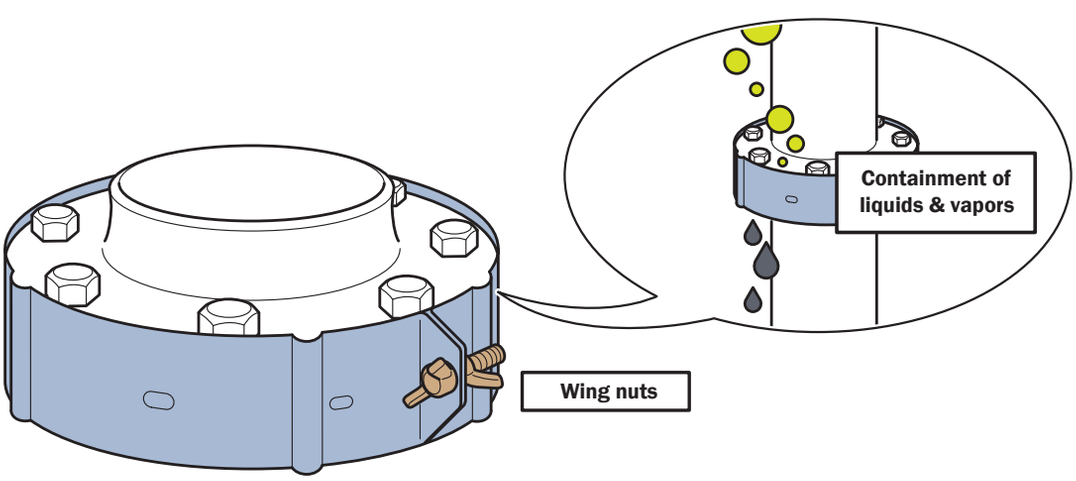

#1 PROTECTION OF EMPLOYEES AND PLANT
#2 FOR MOST DIN AND ANSI FLANGE SIZES

WE LOOKING FORWARD TO HEARING FROM YOU

MORE BROCHURES
AND FACTSHEETS
AT WWW.NESS.DE

NESS
The Process Heat Company

NESS Wärmetechnik GmbH
Remsstraße 24
73630 Remshalden - Germany

Tel. +49 (7181) 9675 0
Fax. +49 (7181) 42612
info@ness.de

NESS Waermetechnik America Inc.
112 S. Tryon Street, Suite 1130,
28284 Charlotte, NC

Phone +1 (980) 219-5207
info@ness-america.com
www.ness-america.com

Online
www.ness.de

or visit us on xing.com,
linkedin.com and YouTube

Service
During office hours

Monday to Friday from
7:00 am to 4:00 pm
+49 (7181) 9675 20

Emergency number
Outside office hours

Monday to Friday from
4:00 pm to 7:00 am
+49 152 90014026